

Beyond the Newborn: answers to bath time questions



How often should your child take a bath? What's wrong with bubble bath? And how about the teens? Come find out as Kelley interviews us in Happy Healthy Kids.

How sick is sick? When to call your child's doctor

about illness

“You just can’t understand worry until you have a child of your own.”



Welcome to cold and flu season. Now that flu and many other illnesses are circulating, we want to help you answer these questions: How will I know if my child is too sick? When do I need to worry? When should I call the pediatrician?”

Here is how to approach your own ill child.

First and foremost, **trust your parental instincts** that something is wrong.

Think about these THREE MAIN SYSTEMS: **breathing, thinking, and drinking/peeing.**

Breathing:

Normally, breathing is easy to do. It is so easy, in fact, that if you take off your child’s shirt and watch her breathe, it can be hard to see that she is breathing. You should try this while your child is healthy. Normal

breathing does not involve effort. It does not involve the chest muscles.

If your child has pneumonia, bad asthma, bronchitis, or any other condition that causes respiratory distress, breathing becomes hard. It becomes faster. It involves chest muscles moving so it looks like ribs are sticking out with every breath: [click on the photo in this article to see this](#). The chest itself moves a lot. Kids' bellies may also move in and out. Nostrils flare in attempt to get more oxygen. Sometimes kids make a grunting sound at the end of each breath because they are having difficulty pushing the air out of their lungs before taking another breath in. Also, instead of a normal pink color, your child's lips can have a blue or pale color. Pink is good, blue or pale is bad. Children old enough to talk may actually have difficulty talking because they are short of breath. Any of the above signs tell you that your child needs medical attention.

Thinking:

This refers to mental or emotional state. Normally, children recognize their parents and are comforted by their presence. They are easy to console by being held, rocked, massaged, etc. They know where they are, and they make sense when they talk.

Change in mental state, whether it comes from lack of oxygen/shortness of breath, pain, or severe infection, results in a child who is inconsolable. She may not recognize her parents or know where she is. Instead of calming, she may scream louder when rocked. She may seem disoriented or just too lethargic/difficult to arouse. Being very combative can also be a sign of not getting enough oxygen. In a baby, extreme pain can cause all these signs as well.

Drinking/peeing:

While this varies somewhat depending on the age of the child, most kids urinate every 3-6 hours or so. Young babies may urinate more frequently than this and some older kids urinate perhaps 3 times daily. You should know your child's baseline. Normal urine reflects a normal state of hydration. If you don't drink enough, you will urinate less.

If your child has fever, coughing, vomiting, or diarrhea, she will use up fluid in her body faster than her baseline. In order to compensate, she needs to drink more than her baseline amount of liquid to urinate normally. A child will refuse to drink because of severe pain, shortness of breath, or change in mental state, and may go for hours without urinating. This is a problem that needs medical attention. Occasionally a child will urinate much more than usual and this can also be a problem (this can be a sign of new diabetes as well as other problems). Basically any change from baseline urine output is a problem.

A note about fever:

Any infant 8 weeks of age or younger with fever of 100.4 F or higher, measured rectally, requires immediate medical attention, even if all other systems are good. Babies this young can have fever before any other signs of serious illness such as meningitis, pneumonia, blood infections, etc. and they can fool us by initially appearing well.

In older babies and children, we take note of fevers of 101F or higher. Some kids can look quite well even at 104F and others can look quite ill at 101F. Fever is a sign that your body's immune system is working to fight off illness. In addition to fever, it is important to look at breathing, thinking, and hydration because this will help you determine

how quickly your child needs medical attention. A child with a mild runny nose and fever of 103 who can play still play a game with you while drinking her apple juice is less ill than a child with a 101 fever who doesn't recognize her parents. Read more about fever here.

To summarize, **any deviation from normal breathing, thinking, or drinking/urinating (peeing) is a problem** that needs medical attention, even if no fever is present. In addition, any illness that **gets worse instead of getting better** is a problem that needs medical attention. Also, remember to let your child's doctor know if your child is missing any vaccines.


Finally, all parents have PARENTAL INSTINCT. Trust yourself. Ultimately, if you are wondering if you should seek medical advice, just do it. If parents could worry every problem away, no one would ever be sick.

Julie Kardos, MD and Naline Lai, MD

© 2015 Two Peds in a Pod®

updated from original posting on 11/12/2009, revised 2018

How to tell the difference between the Flu and the Common Cold



“Now what kind of soup did the doctor recommend? Was that tomato soup? Mushroom barley?”

Now that we are in the middle of the 2015 flu season, we have parents asking us every day how they can tell if their child has the flu or just a common cold. Here's how:

Colds, even really yucky ones, start out gradually. Think back to your last cold: first your throat felt scratchy or sore, then the next day your nose got stuffy or then started running profusely, then you developed a cough. Sometimes during a cold you get a fever for a few days. Sometimes you get hoarse and lose your voice. Kids are the same way. In addition, they often feel tired because of interrupted sleep from coughing or nasal congestion. This tiredness leads to some extra crankiness.

Usually kids still feel well enough to play and attend school with colds, as long as their temperatures stay below 101°F and they are well hydrated and breathing without any difficulty. The average length of a cold is 7-10 days although sometimes it takes two weeks or more

for all coughing and nasal congestion to resolve.

Important news flash about mucus: the mucus from a cold can be thick, thin, clear, yellow, green, or white, and can change from one to the other, all in the same cold. The color of mucus does NOT tell you if your child needs an antibiotic and will not help you differentiate between a cold and the flu.

The flu, caused by influenza virus, comes on suddenly and makes you feel as if you've been hit by a truck. Flu always causes fever of 101°F or higher and some respiratory symptoms such as runny nose, cough, or sore throat (many times, all three). Children, more often than adults, sometimes will vomit and have diarrhea along with their respiratory symptoms. Usually the flu causes body aches, headaches, and often the sensation of your eyes burning. The fever usually lasts 5-7 days. All symptoms come on at once; there is nothing gradual about coming down with the flu.

So, if your child has a runny nose and cough, but is drinking well, playing well, sleeping well and does not have a fever and the symptoms have been around for a few days, the illness is unlikely to "turn into the flu."

Remember: colds = gradual and annoying. Flu = sudden and miserable.

Fortunately, a vaccine against the flu can prevent the misery of the flu. In addition, vaccines against influenza save lives by preventing flu-related complications that can be fatal such as pneumonia, encephalitis (brain infection), and severe dehydration. Even in a year, like this one, when the flu vaccine is not well matched to the currently circulating strains, its still worth getting the vaccine.

Be sure to read our guest article on ways to prevent colds and flu and our thoughts on over the counter cold medicines. Now excuse us while we go out to buy yummy-smelling hand soap to entice our kids to wash germs off their hands. After that you'll find us cooking up a pot of good old-fashioned chicken soup, just in case...

Julie Kardos, MD and Naline Lai, MD
revised from our Sept 2009 post

The best cold medications for children?



For kids over one year of age, the Honey Bear offers grrr-eat relief

So many children (and their parents) have colds now. Are you staring at the medicine display in the pharmacy, wondering which of the many cold medicines on the shelf will best help your ill child? How we wish we had a terrific medication recommendation for treatment of a kid's cold. Unfortunately, we do not.

The safety and effectiveness of cough and cold medicine has never been fully demonstrated in children. In fact, in 2007 an advisory panel including American Academy of Pediatrics physicians, Poison Control representatives, and Baltimore Department of Public Health representatives recommended to the U.S. Food and Drug Administration (FDA) to stop use of cold and cough medications under six years of age.

Thousands of children under twelve years of age go to emergency rooms each year after over dosing on cough and cold medicines according to a 2008 study in *Pediatrics* . Having these medicines around the house increases the chances of accidental overdosing. Cold medications do not kill germs and will not help your child get better faster. Between 1985 and 2007, six studies showed cold medications didn't have significant effect over placebo.



The self billed "snot sucker" Nose Frida

So why are children's cough and cold medicines still around? A

year after the advisory panel published their recommendations, FDA advised against using these medications in children younger than two years but data about these medications in older children is still rolling in. FDA continues to advise caution with these medications. The producers of cold medicines said at that point they would launch new studies on the safety of medication for those two to twelve years of age. In the meantime pharmaceutical companies stopped manufacturing cold medicine products for those under two years of age and changed the labels to read "for four years old and above."

Yes, watching your child suffer from a cold is tough. But why give something that doesn't help her get better and has potential side effects? Don't despair, even if you can't kill a cold virus, there are plenty of things you can do to make your child feel better. If she has a sore throat, sore nose, headache, or body aches, consider giving acetaminophen or ibuprofen to treat the discomfort. Give honey for her cough if she is over one year of age. Run a cool mist humidifier in her bedroom, use saline nose spray or washes, have her take a soothing, steamy shower, and teach her how to blow her nose. Break up that mucus by hydrating her well – give her a bit more than she normally drinks. For infants, help them blow their noses by using a bulb suction. However, be careful, over-zealous suctioning can lead to a torn-up nose and an overlying bacterial infection. Use a bulb suction only a few times a day.

Best of all, when your kids have a cold, unlike you, they can take as many naps as they want.

Naline Lai, MD and Julie Kardos, MD

©2015 Two Peds in a Pod®

updated from our 2011 post

Hail to Kale



Crunching on kale

Resolved to eat more vegetables this year? Our pediatrician gardener Dr. Marion Mass shares with us the benefits of kale and how to prepare it so your kids will eat it.

Open one of those ubiquitous “Ten Superfoods” articles and kale is sure to be somewhere on the list. Are there really nutritional benefits to stuffing this leafy green into our pie holes? And can I easily grow kale myself? The answers are ‘yes’ and ‘yes,’ both emphatic!

Just one cup of cooked kale provides 100% of the US RDA of vitamin K, 70% of vitamin C, 10% of Vitamin B6, fiber, and calcium, and 7% of iron. Not much iron, you say? Au contraire, dear parent. The absorption of iron is enhanced by vitamin C, so that 7% is much more available to your child’s body. This information is especially pertinent for female teens, whose iron and calcium intake are likely to be deficient.

In addition, kale houses 45 different flavonoids, which are molecules with antioxidant and anti-inflammatory properties. One of these, a carotenoid, is selectively absorbed into the retina of the eye and protects against age-related macular problems. If that’s not enough, kale (especially when steamed) has been proven to reduce the risk of five cancers: breast, colon, ovarian, prostate and bladder.

While beloved broccoli boasts many of the same nutritional benefits, kale wins the flavonoid content by a mile. Do not misunderstand... there is virtue in all veggies. I do not advocate eating kale nightly, just making it a regular part of you and your child’s diet.

Now what if I told you that even in my home state, frosty Pennsylvania, we are still picking kale from our garden and will be for another month? Kale, especially The Red Russian variety, and the Tuscan, (also called lacinto or dinosaur kale) is one of the most winter-hardy vegetables in existence. We plant a fall crop in mid August located where we have just dug up our potatoes. (Come to think of it, I should plant a spring crop in early April as well.) We start picking the outer leaves in October. The plant keeps producing new leaves from the center. Frost comes and sweetens the flavor. Snow

comes, and Kale still grows! Throw a row cover over the top, and you get an additional 4-6 weeks of harvest after the really cold weather sets in.

While easy to plant, Kale has its enemies. Aphids love it, and cabbage worms take a bite. Both can be combated by the release of beneficial insects: ladybugs, lacewings and praying mantises. Thanks to my friends at Gardeners Supply Company for carrying all three insects.

How to get your kid to eat Kale? Ah, there's the rub. Start with that dinosaur variety. Age 3-6 is what I call 'the modern age of dinosaurs.' Use your child's love of the extinct beasts to your advantage! Dinosaur kale not only looks like a plant that would live in ancient times, but the deep ribbing looks like the skin of an ankylosaurus. Tell the little darlings they will be as tough as T-Rex if they eat it. Does little Emily like salad? Why not make it with kale added in, or even as the main ingredient? Remember the anti-inflammatory properties of the flavonoids mentioned above? Sick that fact on your aching adolescent athlete. After suffering two different inflammation-related problems this past cross-country season, my son practically inhales the stuff.

Look at the recipes below. You might want to work up to the kale salad with beets, pepitas and golden raisins. Or just take it to a grown up potluck. Judging from the reactions from the two places I've taken it, it may be the best thing I've created in my kitchen.

For all recipes, de-stem the kale by holding the stem at its base, use your thumb and index finger to peel the dark green part away from the stem. Always thoroughly wash and salad spin dry kale before use in the following recipes.

Kale Caesar or Kale Vinagrette

1 bunch kale stemmed and torn into salad sized pieces
1 bottle Caesar dressing

juice of $\frac{1}{2}$ orange or 1 lemon
croutons
parmesan

Prep as you would a regular salad. The citrus juice cuts the bitter taste of the kale. Don't like Caesar? Dress your kale with a sweetly flavored balsamic (fig, orange or cherry is nice), lemon juice salt and olive oil.

Kale Chips, the easy kind

1 bunch of kale de-stemmed and ripped into pieces
2 tbsp olive oil
salt

Preheat oven to 300F. Massage the olive oil into the kale on a large rimmed baking sheet, sprinkle with salt. Option: add cumin, cayenne, curry, or any favorite spice! Bake for 10 minutes, stir, bake for an additional 10 until edges are turning golden.

Kale chips that have more protein, but take more effort

1 bunch of kale stemmed and torn into pieces
 $\frac{3}{4}$ cup garbanzo bean flour*
pinch of salt
juice of $\frac{1}{2}$ lemon
 $\frac{3}{4}$ cup water
2 tbsp olive oil
optional add ins: pinch of cayenne, pinch of turmeric, pinch of cumin

Preheat oven to 300F. Brush a parchment lined cookie sheet with olive oil. Mix flour with salt, add spices, stir in lemon juice and water. Should be like thin pancake batter. Dip kale pieces in batter and place on cookie sheet. Bake 15 minutes, turn over with tongs, bake an additional 10-15 minutes. Kale will crisp as it cools.

Kale, bean, and sausage soup

1 cup dried beans, soaked overnight cooked until tender
(cranberry or roman are my fave)
2 tbsp olive oil
2 medium onions, diced
1 tbsp minced garlic
1 lb sausage (we like Bolton's local turkey sausage) cut into
small pieces
2 bunches kale de-stemmed and chopped
1 $\frac{1}{2}$ tsp dried thyme
8 cups your favorite stock

Sauté onions in olive oil until pale gold, add garlic and
sauté for 1 minute, add sausage and cook until it's edges are
brown. Add kale and thyme, pour in broth and cook for 30
minutes, add beans during last 10 minutes. Salt to taste.

Kale and Quinoa Salad with Beets and Pepitas

2 bunches kale, de-stemmed and cut into ribbon thin pieces
 $\frac{3}{4}$ cup quinoa, cooked as per package directions (red looks best
and has best taste)
5 medium beets, cooked until fork tender and cut into $\frac{1}{2}$ inch
cubes
juice of 1 lemon
2 cloves minced garlic
 $\frac{1}{2}$ cup crumbled cheese (your choice, blue, goat or queso
fresco)
 $\frac{3}{4}$ cup pumpkin seeds (pepitas), toast them in pan, they taste
better
salt
 $\frac{1}{4}$ cup olive oil


Mix first 5 ingredients, toss in rest just before serving. I
make this from leftover quinoa and beets that I have cooked
the night before. Less work!

Marion Mass MD, FAAP

©2015 Two Peds in a Pod®

In practice for 17 years, Marion Mass MD, FAAP graduated from Penn State and Duke University Medical School. She completed her pediatric residency at Northwestern University's Children's Memorial Hospital in Chicago. Currently Dr. Mass works at Jellinek Pediatrics in Doylestown, PA and serves on the Wellness Council of the Central Bucks School District, PA. Produce from her kids' garden garnishes the plates of many local families as well as the plates of the restaurant Puck. All garden profits benefit Relay for Life. ☐ When she is not in her home garden, you can find her also tending to her son's middle school garden.

Asthma meds made simple



A mom wrinkles her brow and hands me a bulging bag of inhalers. “Which medicine is the ‘quick fix’ inhaler? And which medicine is the ‘controller’ inhaler?” she asks.

Perfecting a treatment regimen for a child with asthma initially can be tricky and confusing for parents. But don't panic. There are simple medication schedules and environmental changes which not only thwart asthma flare ups, but also keep lungs calm between episodes. The goal is to abolish all symptoms of asthma such as cough, wheeze, and chest tightness.

For asthma flares

Albuterol (brand names Proair, Proventil, Ventolin) or levalbuterol (brand name Xopenex): These are the “quick fix” medications. When inhaled, this medicine works directly on the lungs by opening up the millions of tiny airways constricted during an attack. Albuterol is given via nebulizer or inhaler. A nebulizer machine aerosolizes albuterol and pipes a mist of medicine into a child's lungs through a mask or mouth piece.

For kids who use inhalers, we provide a spacer, a clear plastic tube about the size of a toilet paper tube, which suspends the medication and gives the child time to breathe in the medication slowly. Without a spacer, the administration

technique can be tricky and even adults use inhalers incorrectly.

Prednisone/prednisolone (brand names include Prelone, Orapred): Given orally in the form of pills or liquid, this steroid medicine acts to decrease inflammation inside the lungs. This kind of steroid is not the same kind used illegally in athletics. While steroids in the short term can cause side effects such as belly pain and behavior changes, the advantages of improving breathing greatly outweigh these temporary and reversible side effects. However, if your child has received a couple rounds of steroids in the past year, talk to your pediatrician about preventative measures to avoid the long term side effects of continual steroid use.

Quick environmental changes One winter a few years ago, a new live Christmas tree triggered an asthma attack in my patient. The only way he felt comfortable breathing in his own home was for the family to get rid of the dusty tree. Smoke and perfume can also spasm lungs. If you know Aunt Mildred smells like a flower factory, run away from her suffocating hug. Kids should avoid smoking and avoid being around others who smoke.

For asthma prevention

Taking preventative, or **controller** medicines for asthma is like taking a vitamin. They are not “quick fixes” but they can calm lungs and prevent asthma symptoms when used over time.

Inhaled steroids (For example, Flovent, Pulmicort, Qvar) work directly on lungs and do not cause the side effects of oral steroids because they are not absorbed into the rest of the body. These medicines work over time to stop mucus buildup inside the lungs so that the lungs are not as sensitive to triggers such as cold viruses.

Monteleukoclast (brand name Singulair), also used to treat nasal allergies, limits the number and severity of asthma attacks as well by decreasing inflammation. It comes as a tiny

pill kids chew or swallow daily.

Avoid allergy triggers and respiratory irritants such as smoke. Even if you smoke a cigarette outside, smoke clings to clothing and your child can be affected. Treating allergy symptoms with appropriate medication will help avoid asthma attacks as well.

Treat acid reflux appropriately. Sometimes asthma is triggered by reflux, or heartburn. If stomach acid refluxes back up into the food pipe (esophagus), that acid could tickle your child's airways which lie next to the esophagus.

Avoid respiratory viruses and the flu. Teach your child good hand washing techniques and get yearly flu shots. Parents should schedule their children's flu vaccines as soon as the vaccines are available.

Some parents are familiar with asthma because they grew up with the condition themselves, but these parents should know that health care providers treat asthma in kids differently than in adults. For example, asthma is one of the few examples where medicine such as albuterol can be dosed higher in young children than in adults. Also some treatment guidelines have been improved upon recently and may differ from how parents managed their own asthma as children. For example, a doctor friend now in his 50's said his parent used to give him a substance to induce vomiting during his asthma attacks. After vomiting, the adrenaline rush would open up his airways.

Don't do that. We can do better. Hopefully now that flu season has descended upon us, this information helps you to keep your child's asthma under good control and helps you know which medicine to reach for when it flares up.

Julie Kardos, MD and Naline Lai, MD

© 2010, 2014 Two Peds in a Pod®

Tough to swallow: hints on giving your child medicine



Does your kid spit out all medicine? Clamp her jaws shut at the sight of the antibiotic bottle? Refuse to take pain medicine when she clearly has a bad headache or sore throat?

The python pediatrician always found that her patients, especially the kids from the Giraffe family, were initially hesitant about swallowing pills.

Sometimes medicine is optional but sometimes it's not. Here are some ways to help the medicine go down:

Don't make a fuss. We mean PARENTS: don't make a fuss. Stay calm. Explain that you are giving your child medicine for ... fill in the blank... reason, calmly give her the pill to swallow or the medicine cup or syringe filled and have her suck it down, then offer water to drink. If you make a BIG DEAL or

warn about the taste or try to hurry your child along, she may become suspicious, stubborn or flustered herself. Calmness begets calm.

What if she hates the taste?

- Most medication can be given with a little chocolate syrup or applesauce (yes, Mary Poppins had the right idea). Check with your child's pharmacist if your child's particular prescription can be given this way.
- Often, your pharmacist can add flavor to your child's prescription.
- Check if your child's medicine comes in pill form so she doesn't have to taste it at all.
- Try "chasing" the medicine down with chocolate milk instead of water to wash away a bad taste quicker.
- Use a syringe (no needle of course) to slowly put tiny bits of liquid medicine in the pocket between her outer teeth and her cheek. Sooner or later she will swallow. After all, she swallows her own saliva. (A factoid: an adult swallows up to 1.5 liters of saliva a day.)

DON'T MIX the medication in a full bottle of liquid if you are administering medication to a baby. There is a good chance that the baby will not finish the bottle and therefore the baby will not finish the medication. Also, some medications will no longer work if they are dissolved in a liquid.

WHAT IF SHE THROWS UP THE MEDICATION? Call your child's doctor, if the medication was not in the stomach for more than 15 minutes, we will often not count it as a dose and may instruct you give another dose.

WHAT IF SHE CAN'T SWALLOW PILLS? If your child can swallow food, she can swallow a pill. Dense liquids such as milk carry pills down the food pipe more smoothly than water. Start with swallowing a grain of rice or a tic-tac. For many kids, it is hard to shake the sequence of biting then swallowing.

Face it. You spent a lot of time when she was toddler hovering over her as she stuffed Cheerios in her mouth, muttering "bite-chew-chew-swallow." Now that you want her to swallow in one gulp, she is balking. Luckily, most medication in pills, although bitter tasting, will still work if you tell your child to take one quick bite and then swallow. The exception is a capsule. The gnashing of little teeth will deactivate the microbeads in a capsule release system. If you are not sure, ask your pharmacist. For more ideas, read our prior post on How to swallow pills.

WHAT IF ALL ATTEMPTS AT ORAL MEDICINE FAIL? Talk to your child's doctor. Some liquid antibiotics come in shot form and your pediatrician can inject the medicine (such as penicillin), and some come in suppository form; Tylenol (generic name acetaminophen) is an example. You can buy rectal Tylenol if sore throat pain or mouth sores prevent swallowing or if your child simply is stubborn. Sometimes you just have to have one adult hold the child and another to pry open her mouth, insert medicine, then close her mouth again.

HAVE AN EAR DROP HATER? First walk around with the bottle in your pocket to warm the drops up. Cold drops in an ear are very annoying. (In fact, if cold liquid is poured into the ear a reflex occurs that causes the eyes beat rapidly back and forth). Use distraction. Turn on a movie or age-appropriate TV show, have your child lie down on the couch on her side with the affected ear facing up. Pull the outside of her ear up and outward to make the ear opening more accessible, then insert the drops and let her stay lying down watching her show for about 10 minutes. If you need to treat both ears, have her flip to the other side of the couch, affected ear up, and repeat. Another option: treat your child while she sleeps.

AFRAID OF EYE DROPS? If your child is like Dr. Kardos who is STILL eye-drop phobic as a grown-up, try one of two ways to instill eye drops. Have your child lie down, have one person distract and cause your child to look to one side, insert the

drop into the side of the eye that your child is looking AWAY from. She will blink and distribute the medicine throughout the eye.

ALTERNATIVELY, have your child close her eyes and turn her head slightly TOWARD the eye you need to treat. Instill 2 drops, rather than one, into the corner of her eye nearest her nose. Then have her open her eyes and turn her head slowly back to midline: the drops should drop right into her eye. Repeat for the second eye if needed.

HATE CREAM? Some kids need medicated cream applied to various skin conditions. And some kids hate the feeling of goop on their skin. These are often the same kids who hate sunscreen. Again, distraction can help. Take a hairbrush and “brush” the opposite arm or some other area of the body far away from the area that needs the cream. Alternatively, apply the cream during sleep. Another option- let your child apply his own cream- this gives back a feeling of control which can lead to better compliance with medicine. It also will help him to feel better faster. IF your child is complaining about stinging, try an ointment instead. Ointments tend to sting less than creams.

Of course, as last resort, you can always explain to your child in a logical, systematic fashion the mechanism of action of the medication and the future implications on your child’s health outcome.

If you choose this last method, you should probably have some Hershey’s syrup nearby. Just in case.

Julie Kardos, MD and Naline Lai, MD

©2014 Two Peds in a Pod®

Flu update 2014-2015- We may be in for a rough winter



Ben's runny nose, as depicted by Ben

Because we couldn't have said it better ourselves, we have reprinted (with permission) our pediatrician colleague Dr. Roy Benaroch's recent flu update from his blog [The Pediatric Insider](#).

Some bad news about flu this year

We could be in for a rough influenza winter.

First, data just released from the CDC shows that a lot of the flu circulating in the USA isn't a good match for the strains in this year's flu vaccines. About 82% of flu since autumn is a type A H3N2, one that historically has been associated with more-severe illness. Of those, only about half are closely related to the A/Texas/50/2012 strain that was chosen in February to be included in the vaccine. Unfortunately, current methods of vaccine production take a long time, and manufacturers have to commit early—months ahead of time—to what will be included in the vaccines. In February, when the World Health Organization made their recommendations for the Northern Hemisphere 2014-2015 flu vaccine, they chose the H3N2

that was then in circulation. Since then, it's "drifted", or changed, to a related but non-identical type.

What this means is that the current vaccine is well-matched to only about 40% of circulating flu. The vaccine will probably offer some protection against the other 60%— illness will be milder and shorter—but a lot of people who got their flu vaccines are still going to get the flu, and spread the flu. Now, some protection is still better than none, so I'd still go and get that flu vaccine now if you haven't gotten it already. An imperfect (or, honestly, far-less-than-perfect) flu vaccine is better than none. But it isn't looking good this year.

And it gets worse. It's becoming increasingly clear that Tamiflu, the anti-viral medication we rely on to help treat influenza, doesn't work very well. As summarized by the Cochrane Collaboration earlier this year, studies show that Tamiflu is only modestly effective in reducing the length of influenza illness, and may be only slightly effective at reducing complications. If it does work for treatment of flu, it works best when started very early in the course of the illness. The FDA labeling calls for it to be started within 48 hours, but honestly it seems to barely work if started that late. Better to get it started within 24, or even better, 12 or 6 or 2 hours.

In practice, Tamiflu really doesn't seem to do much of anything for most of the flu patients seen in hospitals and doctor's offices, because we usually see patients too late. It does have a role in helping family members at risk for flu. They can start it immediately, at the first symptoms, and will probably get more benefit.

Tamiflu can also be used as a prophylactic, or preventive, agent in people exposed to flu with no symptoms, though again, the benefits are modest at best. Crunching the numbers, we probably have to treat about 33 people on average for just one

person to benefit from prophylaxis. That's not very good, especially considering that all 33 people will have to pay for it and risk the side effects.

And Tamiflu does have some significant side effects. Nausea and vomiting are quite common, but the scarier reactions are depression, hallucinations, and psychosis. Neuropsychiatric side effects are most common in people of Japanese ancestry.


So: the flu vaccine, this year, will probably offer only modest benefits. And Tamiflu really has very limited usefulness. It looks like we'd better prepare for a rough winter, and keep in mind some of the old-fashioned ways to keep from getting the flu:

- Stay away from sick people.
- If you're sick, stay home.
- Keep your mucus to yourself—sneeze into your elbow, or better yet into a tissue. And then wash your hands.
- Don't touch your own face. Flu virus on your hands doesn't make you sick until you help it get into your body by touching your eyes, nose, or mouth.
- Wash or sanitize your hands frequently, and especially before touching your face or eating.

© 2014 Roy Benaroch, MD

In practice near Atlanta, Georgia, Dr. Roy Benaroch is an assistant clinical professor of pediatrics at Emory University, a father of three, and the author of *The Guide to Getting the Best Health Care for your Child and Solving Health and Behavioral Problems from Birth through Preschool*. Most recently he is the Narrator of the Great Courses Series: *Medical School for Everyone*. We are fans of his blog *The Pediatric Insider*

For you medical photo geeks- 3rd edition of Visual Diagnosis and Treatment in Pediatrics




For all you medical photo geeks, Two Peds in a Pod is excited to announce that Dr. Lai is an associate editor of the newly published 3rd edition of Visual Diagnosis and Treatment in Pediatrics – for pediatric health care professionals or anyone who has enjoyed pinning our medical photos to Pinterest (we know you are out there).

Julie Kardos, MD and Naline Lai, MD

©2014 Two Peds in a Pod®

Tips for holiday travel with young children



In spite of long TSA lines, rental car challenges and all the howling, the wolf family went to grandmother's house every year for the holidays.

You don't appreciate how much your baby has grown until you attempt a diaper change on a plane. For families with young children, Thanksgiving or any holiday can become stressful when travel is involved. Often families travel great distances to be together and attend parties that run later than children's usual bedtime. Fancy food and fancy dress are common. Well-meaning relatives who see your children once a year can be too quick to hug and kiss, sending even not-so-shy kids running. Here are some tips for safer and smoother holiday travel:

If you are flying:

- **Do not offer Benadryl** (diphenhydramine) as a way of “insuring” sleep during a flight. Kids can have paradoxical reactions and become hyper instead of sleepy, and even if they do become sleepy, the added stimulation of flying can combine to produce an ornery, sleepy, tantrum-prone kid. Usually the drone of the plane is enough to sooth kids into a slumber.
- **Not all kids develop ear pain** on planes as they descend—some sleep right through landing. However, if needed you can offer pacifiers, bottles, drinks, or healthy snacks during take-off and landing because swallowing may help prevent pressure buildup and thus discomfort in the ears. And yes, it is okay to fly with an ear infection.

General tips for visiting:

- **Traveling 400 miles away from home to spend a few days with close family and/or friends is not the time to solve your child’s chronic problems.** Let’s say you have a child who is a poor sleeper and tries to climb into your bed every night at home. Knowing that even the best of sleepers often have difficulty sleeping in a new environment, just take your “bad sleeper” into your bed at bedtime and avoid your usual home routine of waking up every hour to walk her back into her room. Similarly, if you have a picky eater, pack her favorite portable meal as a backup for fancy dinners. But when you return home, please refer to our podcast and blog posts on helping your child to establish good sleep habits and on feeding picky eaters! One exception is when you are trying to say bye-bye to the binkie or pacifier.
- **Supervise your child’s eating and do not allow your child to overeat while you catch up with a distant relative or friend.** Ginger-bread house vomit is DISGUSTING, as Dr. Kardos found out first-hand when one of her children ate too much of the beautiful and very generously-sized ginger bread house for dessert.

- **Speaking of food, a good idea is to give your children a wholesome, healthy meal at home, or at your “home base,” before going to a holiday party** that will be filled with food that will be foreign to your children. Hunger fuels tantrums so make sure his appetite needs are met. Then, you also won't feel guilty letting him eat sweets at a party because he already ate healthy foods earlier in the day.
- **If you have a young baby, be careful not to put yourself in a situation where you lose control of your ability to protect the baby from germs.** Well-meaning family members love passing infants from person to person, smothering them with kisses along the way. Unfortunately, nose-to-nose kisses may spread cold and flu viruses along with holiday cheer.
- **On the flip side, there are some family events, such as having your 95-year-old great-grandfather meet your baby for the first time, that are once-in-a-lifetime.** So while you should be cautious on behalf of your child, ultimately, heed your heart. At six weeks old, Dr. Lai's baby traveled several hours to see her grandfather in a hospital after he had a heart attack. She likes to think it made her father in law's recovery go more smoothly.
- **If you have a shy child, try to arrive early to the family gathering.** This avoids the situation of walking into house full of unfamiliar relatives or friends who can overwhelm him with their enthusiasm. Together, you and your shy child can explore the house, locate the toys, find the bathrooms, and become familiar with the party hosts. Then your child can become a greeter, or can simply play alone first before you introduce him to guests as they arrive. If possible, spend time in the days before the gathering sharing family photos and stories to familiarize your child with relatives or friends he may not see often.
- **Sometimes you have to remember that once you have children, their needs come before yours.** Although you

eagerly anticipated a holiday reunion, your child may be too young to appreciate it for more than a couple of hours . An ill, overtired child makes everyone miserable. If your child has an illness, is tired, won't use the unfamiliar bathroom, has eaten too many cookies and has a belly ache, or is in general crying, clingy, and miserable, despite your best efforts, just leave the party. You can console yourself that when your child is older his actions at that gathering will be the impetus for family legends, or at least will make for a funny story.

- **Enjoy your CHILD's perspective of Thanksgiving and other winter holidays:** enjoy his pride in learning new customs, his enthusiasm for opening gifts, his joy in playing with cousins he seldom sees, his excitement in reading holiday books, and his happiness as he spends extra time with you, his parents.

We wish you all the best this Thanksgiving!

Julie Kardos, MD and Naline Lai, MD

©2014 Two Peds in a Pod®

Updated from our 2009 articles on these topics